

Message from the School

Charles H. Houston strives to grow & develop students' mindsets, academic skills, social-emotional skills, leadership skills, & bi-lingual/bi-literacy skills within a caring environment. Charles H. Houston will strive to ensure that all students achieve academic, social-emotional, and leadership skills. This is achieved through instructional staff collaboration, differentiated instruction, and purposeful engaging lessons, which will include celebrating successes. Instructional staff will engage in adult learning.



📍 1100 50th Pl. NE, Washington, DC 20019

🏠 Ward 7

☎ (202) 671-6170

School Instructional Hours

Monday: 08:20 AM - 03:15 PM
Tuesday: 08:20 AM - 03:15 PM
Wednesday: 08:20 AM - 03:15 PM
Thursday: 08:20 AM - 03:15 PM
Friday: 08:20 AM - 03:15 PM

Total Students (2021-22 Ever-Enrolled): 291

Total Teachers: 24

Total School Leaders: 4

Grades Served: PK3, PK4, KG, 1, 2, 3, 4, 5

Principal: Camille Townsend

Title-I Status: Yes

Local Education Agency (LEA): District of Columbia Public Schools

School Uniforms Required: Yes

Bus Line(s): R12, U4, U7, V14, W4

Metro Line(s): Orange Line: Deanwood Station

Before Care Offered: Yes

- **Cost:** Sliding Scale

After Care Offered: Yes

- **Cost:** Sliding Scale

School Program Information

Dual Lang/Lang.
Immersion
Extended day

Parent Organization

Parent Organization Offered: No

Parent Organization Contact: Frances Whalen (Missing)

Extracurricular & Enrichment Activities

Hand Dance
Flag Football
Girls Basketball
Dance

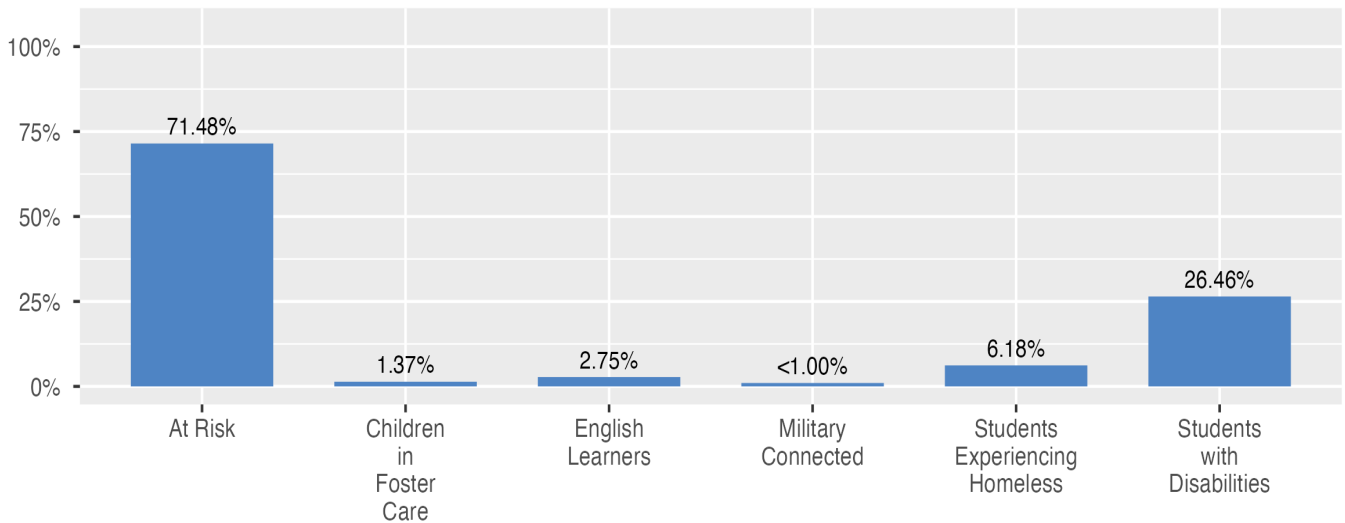
School Enrollment

The ever-enrolled count is the total number of students who are enrolled at any point during the school year; a student who attends a school for one day or 180 days is counted the same way. For this reason, the ever-enrolled count will always be larger than the audit count.

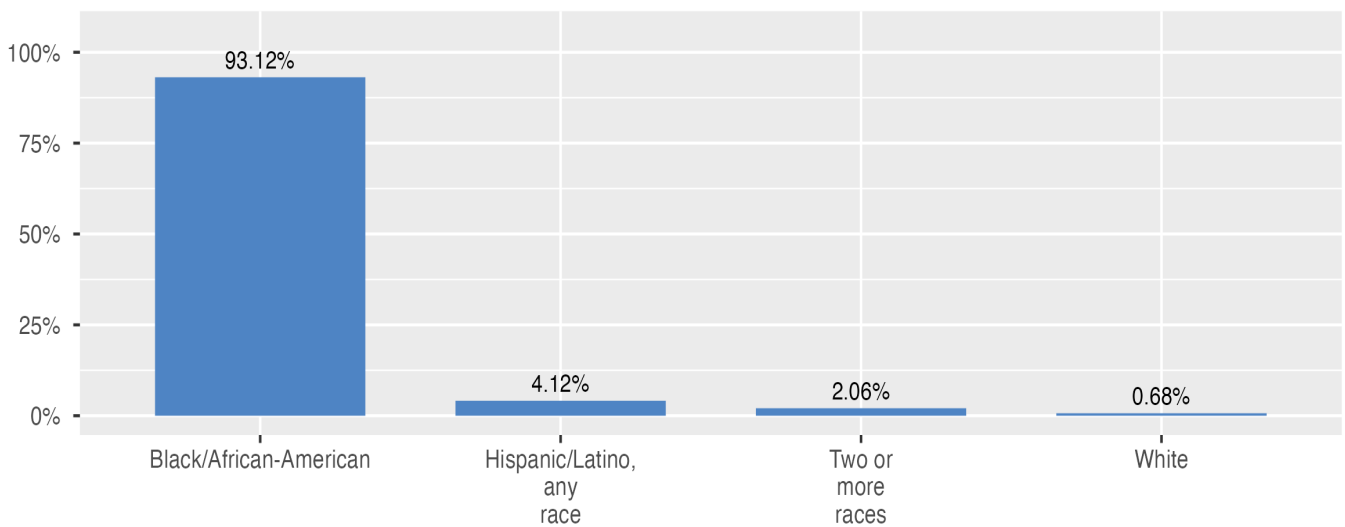
2021-22 Ever-Enrolled by Grade Level

| PK3 | PK4 | KG | Grade 01 | Grade 02 | Grade 03 | Grade 04 | Grade 05 |
|-----|-----|----|----------|----------|----------|----------|----------|
| 33 | 36 | 50 | 43 | 30 | 34 | 34 | 31 |

Enrollment by Student Group

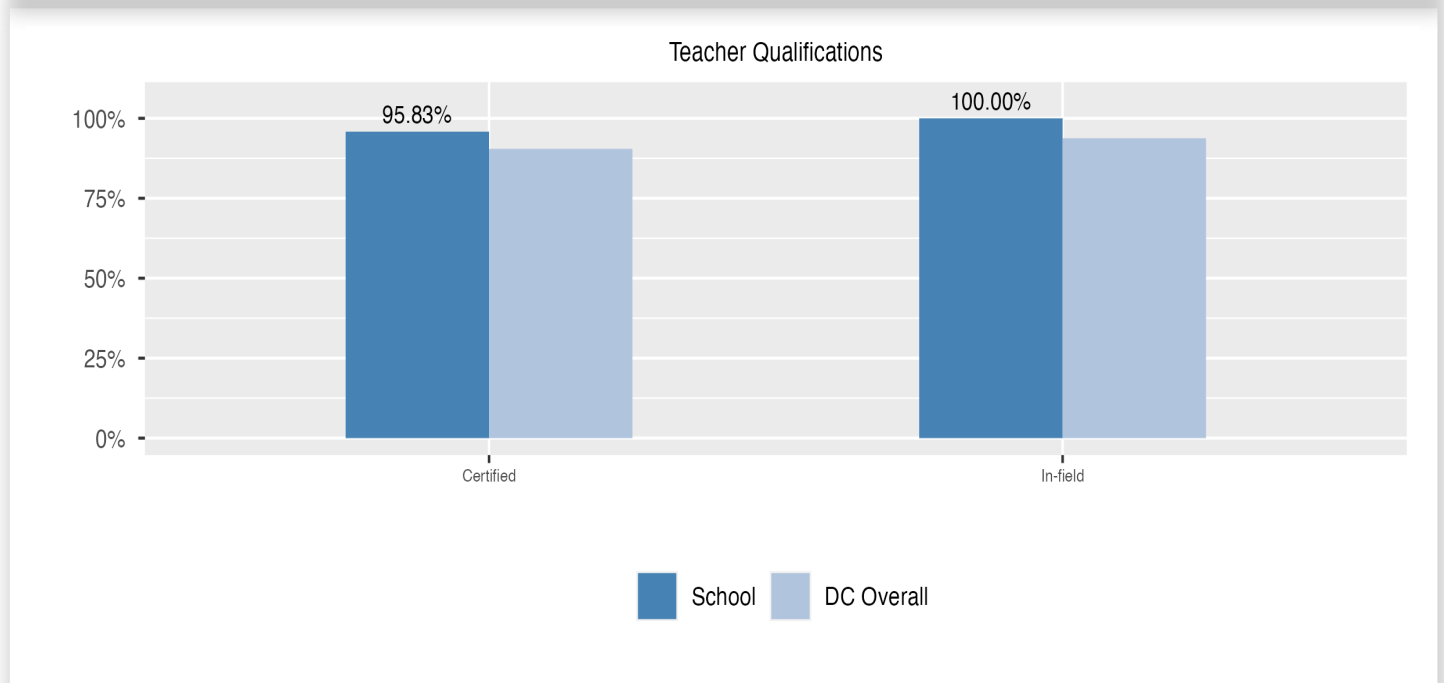
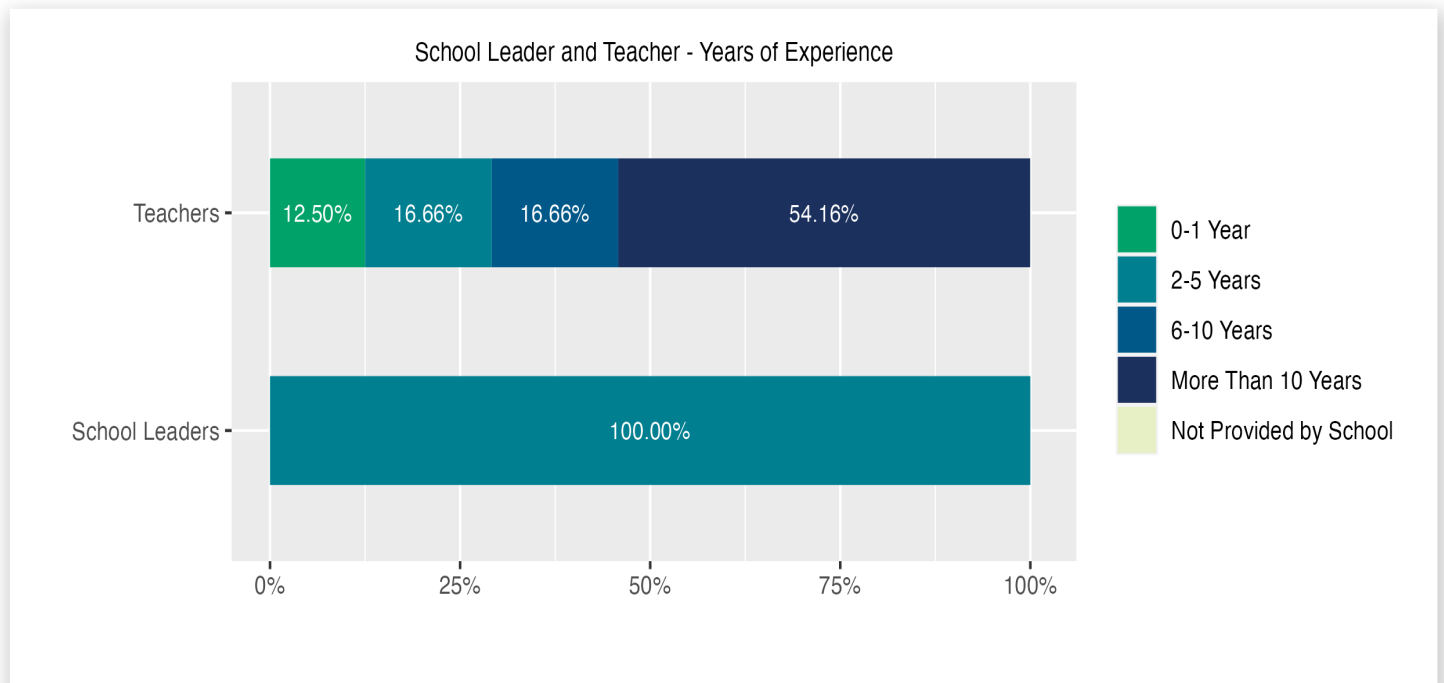


Enrollment by Race/Ethnicity



Teacher and School Leader Data

This page includes information about teacher experience levels in DC Public Schools and public charter schools. For DC Public Schools, it also includes information about credentialed and in-field teachers.

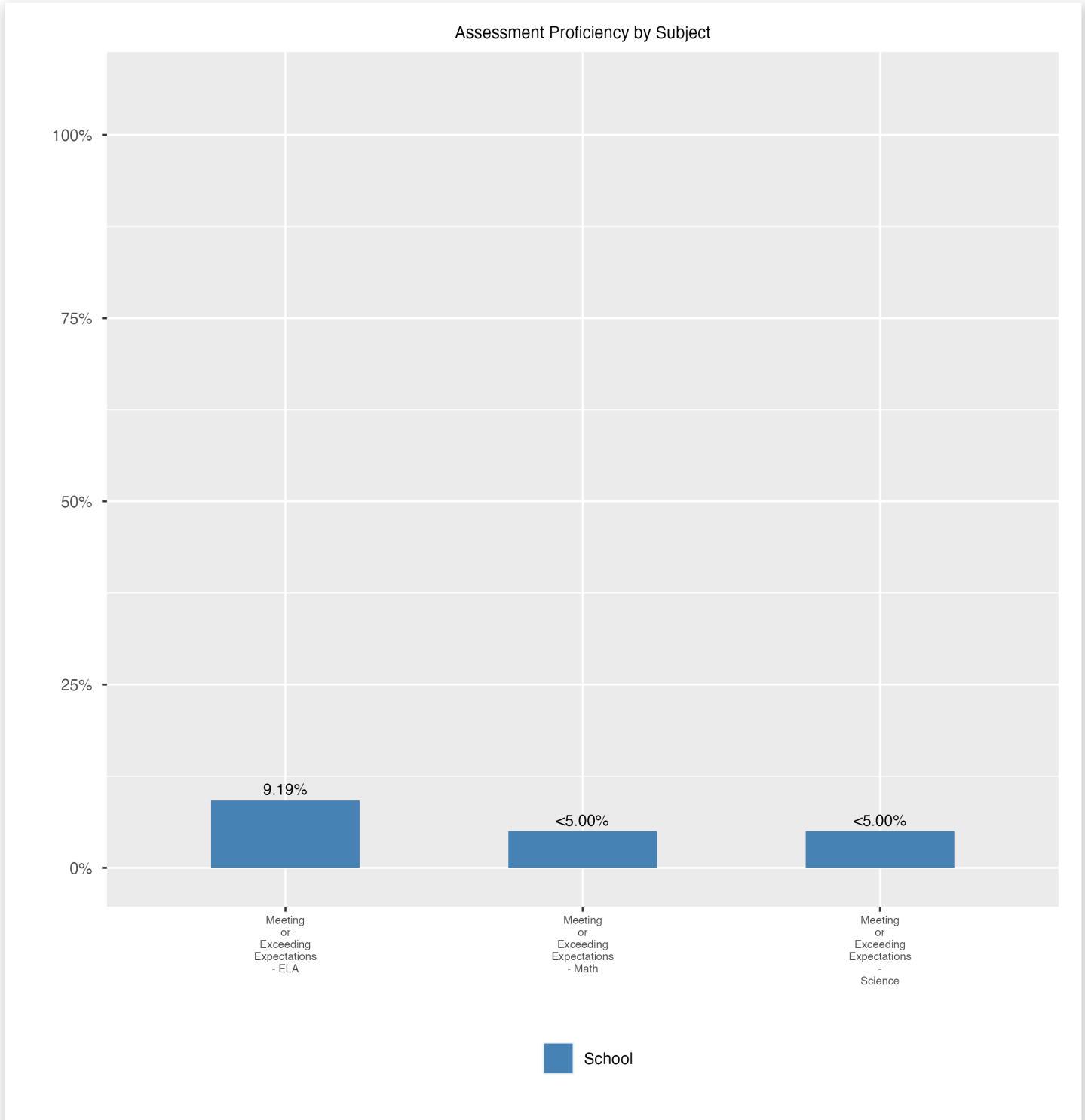


School Safety and Discipline

Information about discipline and school safety in DC, in accordance with the U.S. Department of Education's Civil Rights Data collection, including suspensions and expulsions for students, school related arrests, reported incidents of violence, bullying, and harassment are available in the OSSE Discipline report and data files (<https://osse.dc.gov/page/data-and-reports-0>).

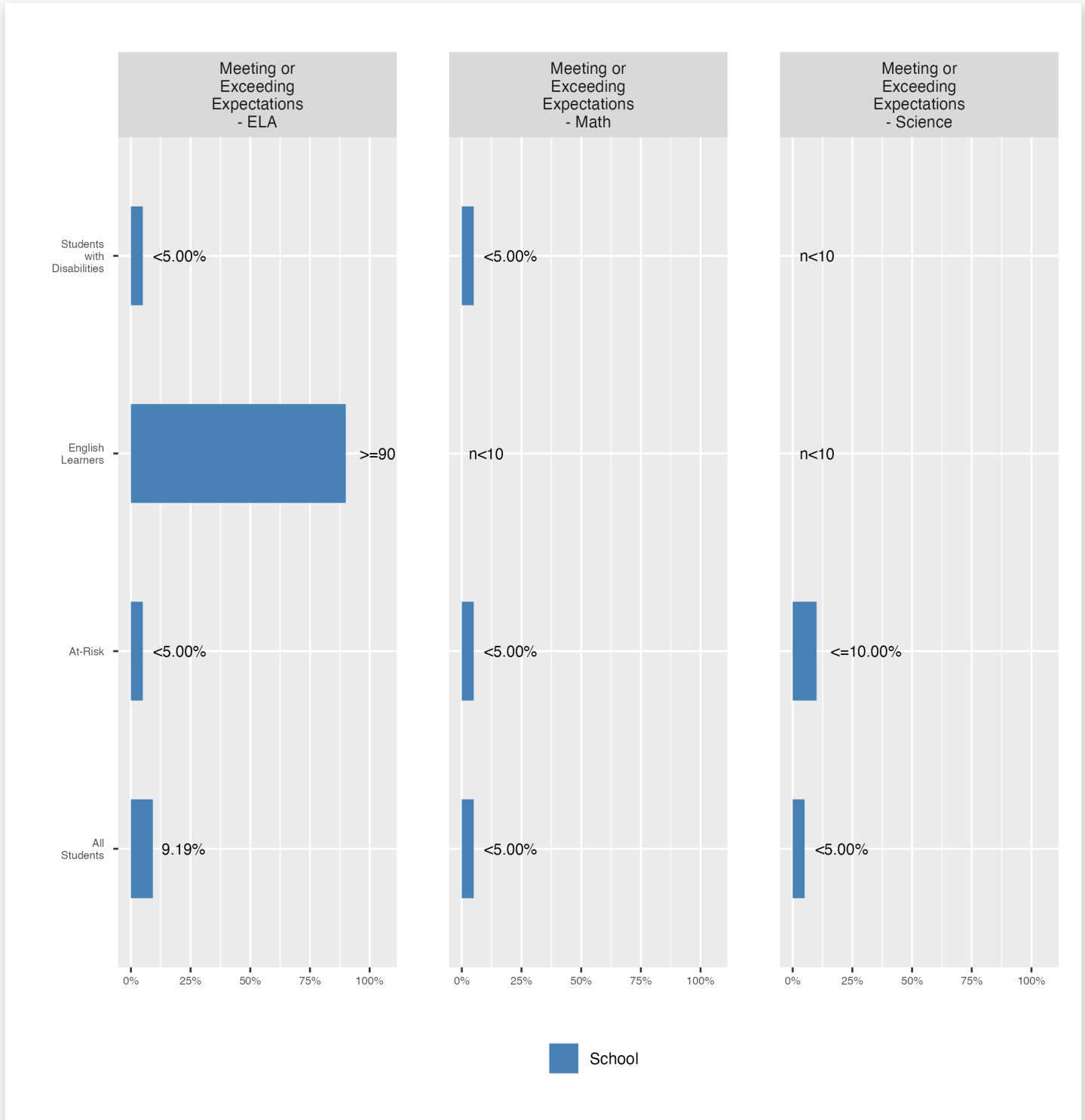
Assessment Proficiency by Subject

This page shows the percentage of students meeting or exceeding grade -or course- level expectations on statewide assessments in English language arts/literacy (ELA), mathematics, and science.



Assessment Proficiency by Group

This page shows the percentage of specific groups of students meeting or exceeding grade- or course-level expectations on statewide assessments.



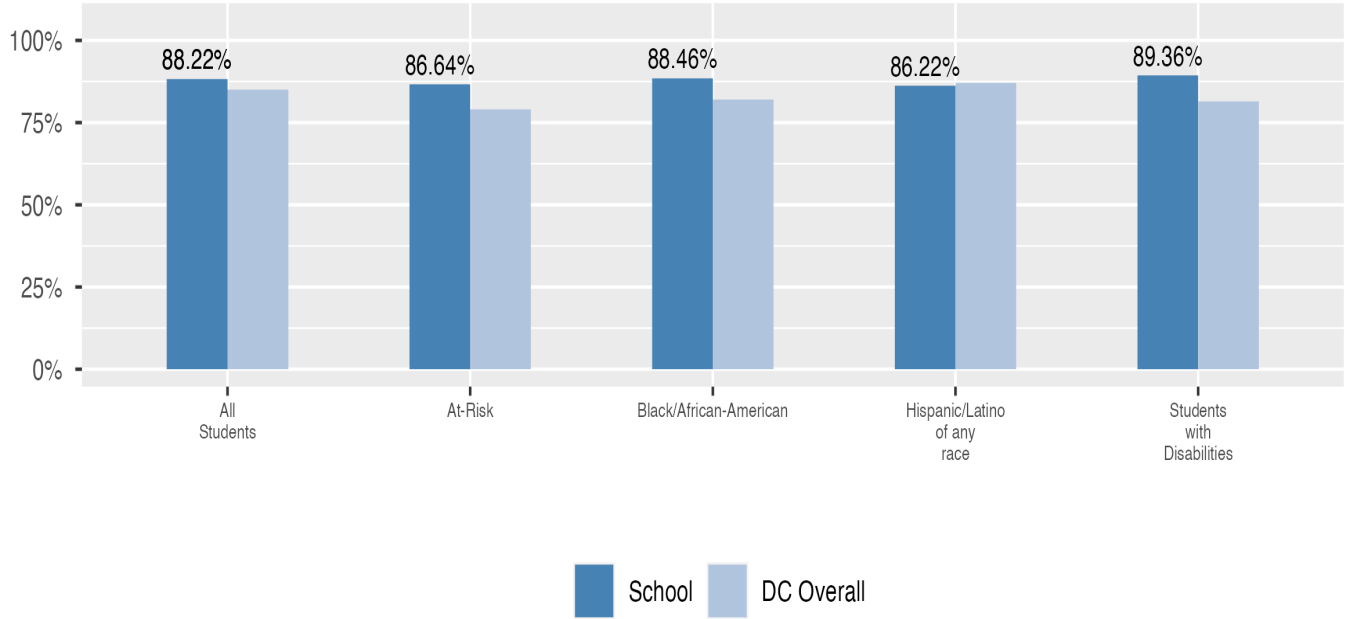
Proficiency by Subject

Statewide assessments in science are administered to students in grades 5 and 8, and students enrolled in high school biology. Missing data indicates that a school does not serve students required to take statewide science assessments.

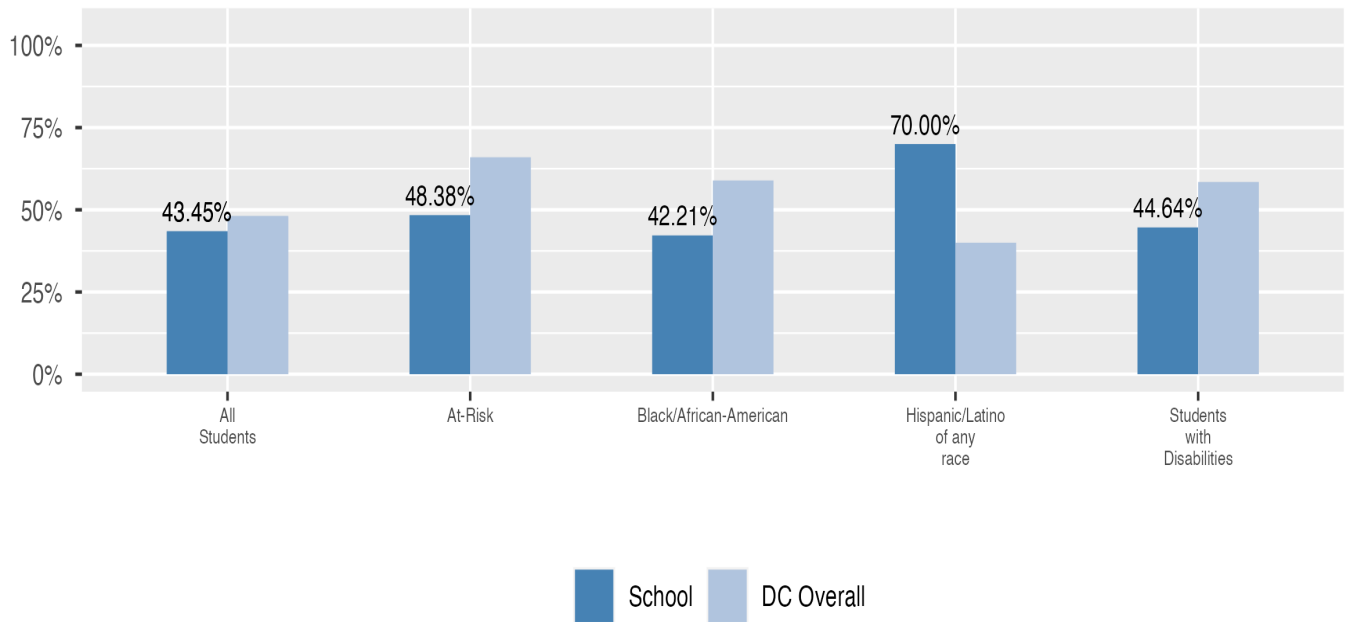
Attendance

Review information on attendance below, including in-seat attendance for all students (there is a separate measure of attendance for pre-K students, since pre-K is not compulsory), and the percentage of students chronically absent, meaning that they miss at least 10% of the school days for which they are enrolled throughout the school year at the school.

In-Seat Attendance

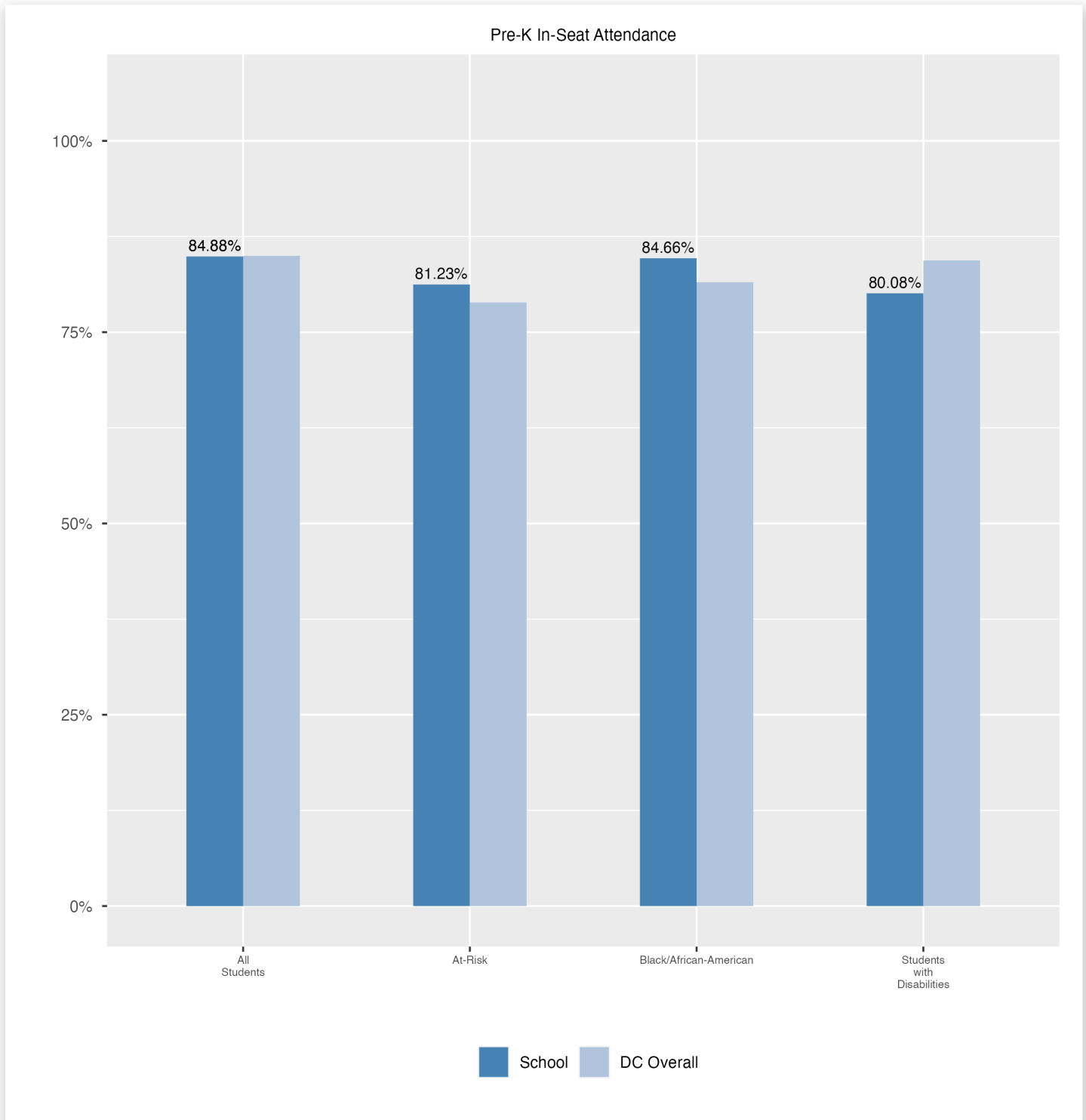


Chronic Absenteeism



Pre-K In-Seat Attendance

Review information on attendance at the school. This includes in-seat attendance for all students (including a separate measure of attendance for pre-K students, since pre-K is not compulsory), the percentage of students chronically absent, meaning that they miss at least 10% of the school days for which they are enrolled throughout the school year at the school.



Student Enrollment Changes

Explore information on how much the population at the school changes throughout the year or from year to year. It shows information about changes in enrollment, including whether students leave or enter the school mid-year, and whether eligible students choose to re-enroll in the school.

